

Product Catalogue

Window & Doors
System Hardware





Product Index

About Kelegent	4
Friction Stays & Allied Hardware	5
Sliding Roller Assemblies	19
Locking Solutions & Accessories	27
Casement Door Hardware	53
Tilt & Turn Systems	59
Butt Hinge	61
Corner Cleats & Mullion Connectors	65
Miscellaneous Accessories	73
Customized Solutions	80

DISCLAIMER

The images in this catalogue are intended to promote the product and by its constant development may not reflect the actual way a product is being delivered or packaged. Thereby they do not constitute any legal obligation.

About Kelegent

Over the last 37 years we've built a reputation of a company that offers an extensive and sturdy range of hardware solutions with over 200 standardized ready-to-use products for the Windows & Door fenestration industry.

We specialize in Sheet Metal Stamping, Injection Moulding (plastic & die-cast), Aluminium Extruded Products, Machined Components and Assembly Products.

Since 2003, our engineering team has been developing and testing custom solutions for clients.

Our clients are based across the globe, they are mix of system companies, fabricators, as well as large scale distributors.

If you have any questions or queries, please call **+91 82376 33555** or email us at **solutions@kelegent.com**

To learn more about customization capabilities / product development areas ask for our company brochure.



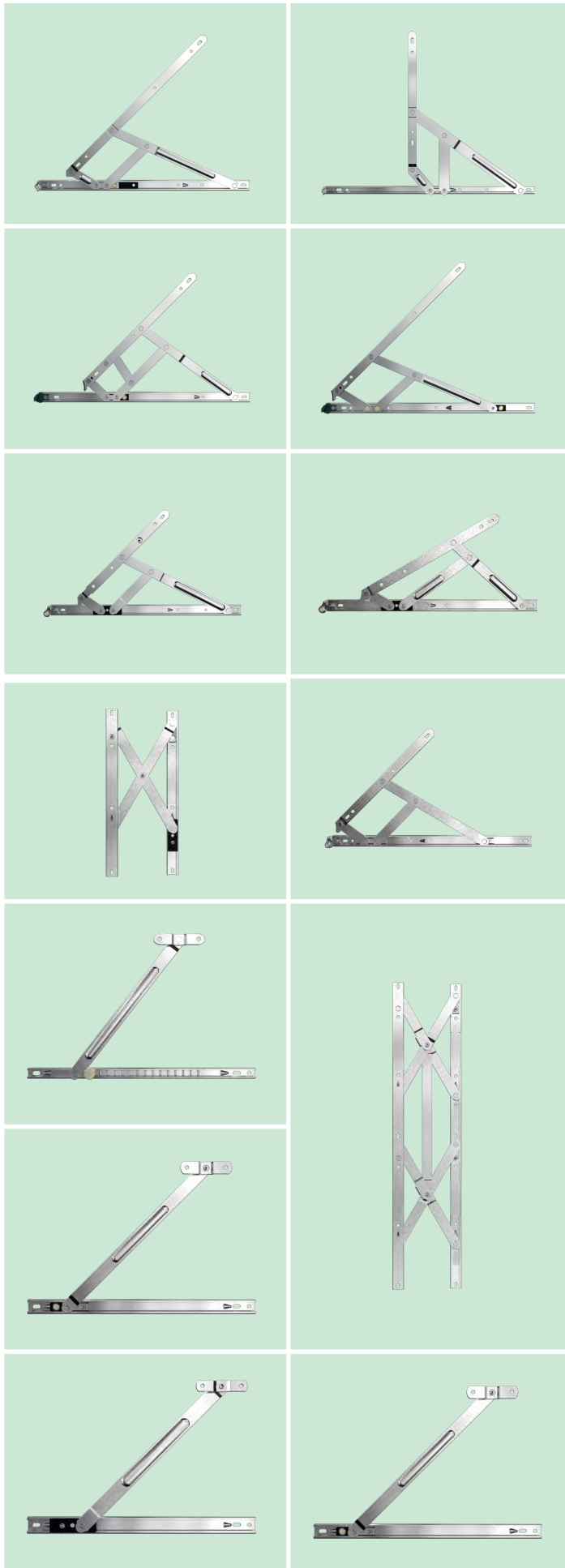
MEMBER OF

EEPC INDIA

Engineering Export Promotion Council of India

Friction Stays & Allied Hardware

The most in-demand product in our stable with an offering for all types of window applications.



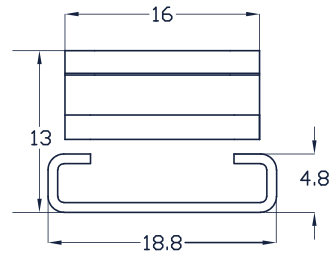
Key Features

- Light Duty & Heavy duty models offered in Easy Clean and Egress designs
- Offering for Casement (Side hung) and Projected (Top hung) opening applications
- Offering for conventional (non-eurogroove) and eurogroove enabled systems
- Specially designed models for projected openings in curtain wall & glazing applications
- Parallel opening stays available in offset and aligned stack models
- Conforms to International Endurance Test standards
- Wide variety of Restrictor arm models also available

Light Duty Friction Stay

Easy Clean

KFS-LD-NL | Modern
Side Hung & Top Hung

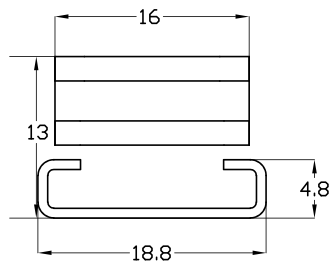


Stack Height (mm): 13
Size (In) for Side Hung: 8, 10, 12, 14, 16
Size (In) for Top Hung: 16, 20, 24
Link Bar Thickness (mm): 2.0

Side Hung Load capacity: upto 22 kgs
Top Hung Load capacity: upto 40 kgs
Material Grade: SS 304

Egress

KFS-LD-SP-EO | Modern
Side Hung



Stack Height (mm): 13
Size (In) for Side Hung: 12, 16
Link Bar Thickness (mm): 2.0

Side Hung Load capacity: upto 22 kgs
Material Grade: SS 304

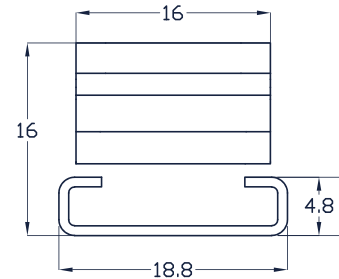
Note: Load capacity is subject to shutter size

All dimensions above are in mm

Medium Duty Friction Stay

Easy Clean

KFS-EHD | Regular
For uPVC Windows (Side Hung & Top Hung)

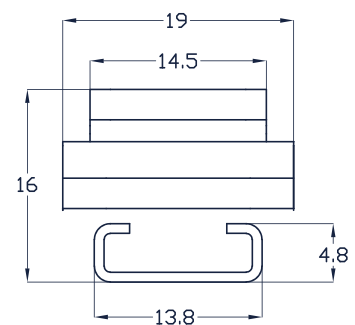


Stack Height (mm): 16
Size (In) for Side Hung: 10, 12, 14, 16, 18, 20, 24
Size (In) for Top Hung: 16, 18, 20, 24
Link Bar Thickness (mm): 2.5

Side Hung Load capacity: upto 28 kgs
Top Hung Load capacity: upto 40 kgs
Material Grade: SS 304

Easy Clean

KFS-EHD-US-NV | Regular
Side Hung & Top Hung



Stack Height (mm): 16
Size (In) for Side Hung: 10, 12, 16
Size (In) for Top Hung: 16, 20, 24
Link Bar Thickness (mm): 2.5

Side Hung Load capacity: upto 25 kgs
Top Hung Load capacity: upto 40 kgs
Material Grade: SS 304

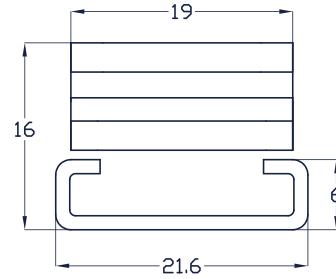
Note: Load capacity is subject to shutter size

All dimensions above are in mm

Heavy Duty Friction Stay

Easy Clean

**KFS-HD-RV | Vent Groove Mounted
Aluminium Type-1 Eurogroove (Side Hung & Top Hung)**

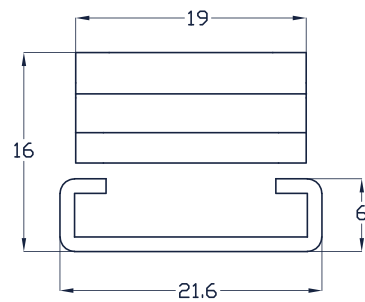


Stack Height (mm): 16-17
Size (In) for Side Hung: 12, 16
Size (In) for Top Hung: 12, 16, 20, 24
Link Bar Thickness (mm): 2.0 / 2.5 / 3.0

Side Hung Load capacity: upto 32 kgs
Top Hung Load capacity: upto 64 kgs
Material Grade: SS 304

Easy Clean

**KFS-HD-NL | Standard
Side Hung**



Stack Height (mm): 16
Size (In) for Side Hung: 10, 12, 14, 16
Link Bar Thickness (mm): 2.5 / 3.0

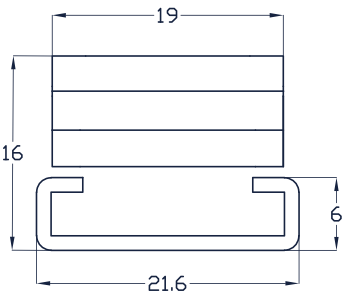
Side Hung Load capacity: upto 40 kgs
Material Grade: SS 304

Note: Load capacity is subject to shutter size

All dimensions above are in mm

Egress

KFS-HD-EO | Standard
Side Hung

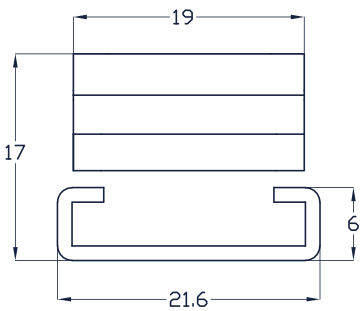


Stack Height (mm): 16
Size (In) for Side Hung: 10, 12, 16
Link Bar Thickness (mm): 2.5 / 3.0

Side Hung Load capacity: upto 40 kgs
Material Grade: SS 304

Easy Clean

KFS-HD-SP | Standard
Top Hung



Stack Height (mm): 17
Size (In) for Top Hung: 16, 20, 24, 30
Link Bar Thickness (mm): 3.0

Top Hung Load capacity: upto 130 kgs
Material Grade: SS 304

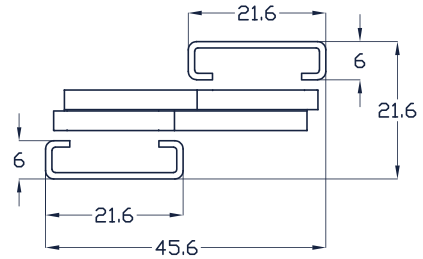
Note: Load capacity is subject to shutter size

All dimensions above are in mm

Parallel Opening Stay

Off-set Parallel Opening Stay

KFS-PH | Modern
Parallel Opening



SINGLE CROSS

Size (In): 12, 18
Material Grade: SS 304

DOUBLE CROSS

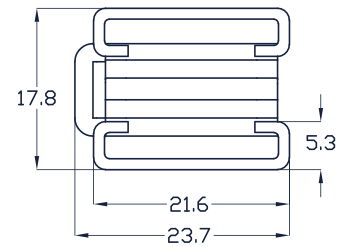
Size (In): 24, 36
Material Grade: SS 304

Product Code	Stroke Dist. (mm)	Max. Vent Weight for 2 Hinges (Kgs)	Vent Size (mm)	
			Min.	Max.
KFS-PH-12"	90.6	25	350	800
KFS-PH-18"	166.6	50	520	1200
KFS-PH-24"	90.6	85	700	1550
KFS-PH-36"	166.6	180	1020	2300

All dimensions above are in mm

Aligned Parallel Opening Stay

**KFS-PH-CP | Modern
Parallel Opening**



SINGLE CROSS

Size (In): 12
Material Grade: SS 304

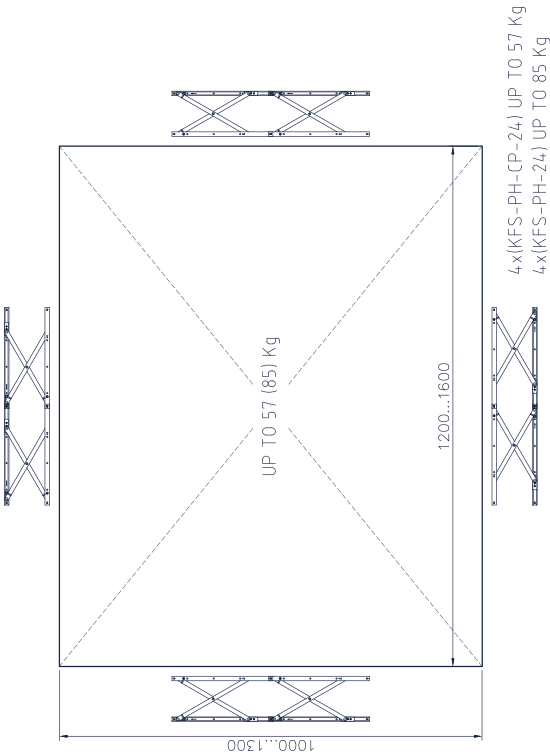
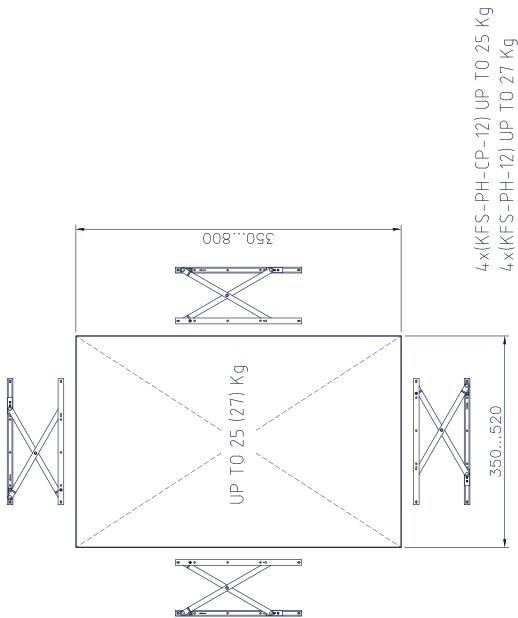
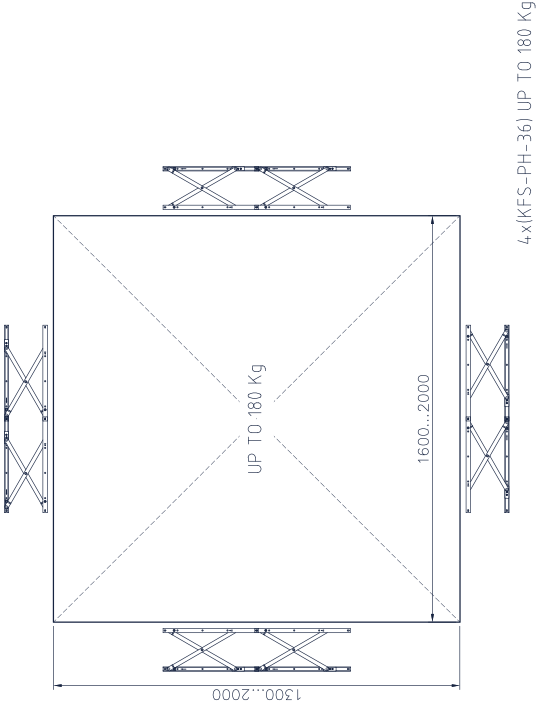
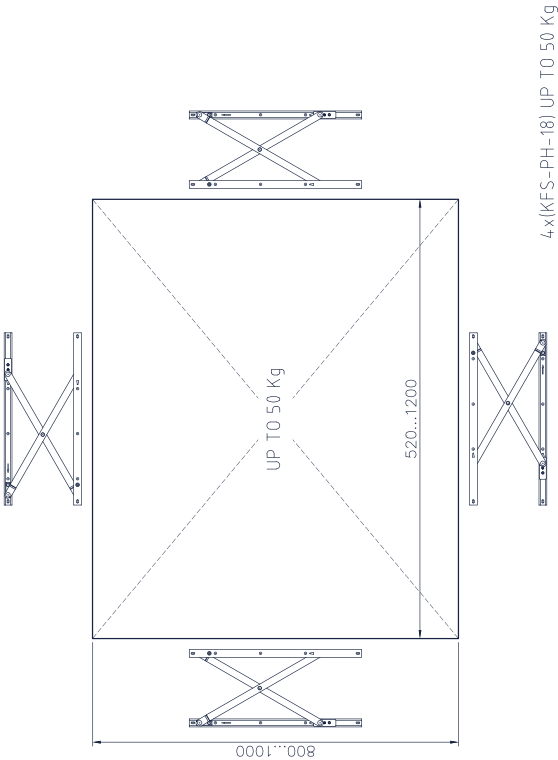
DOUBLE CROSS

Size (In): 24
Material Grade: SS 304

Product Code	Stroke Dist. (mm)	Max. Vent Weight for 2 Hinges (Kgs)	Vent Size (mm)	
			Min.	Max.
KFS-PH-CP-12"	114	27	400	800
KFS-PH-CP-24"	114	57	800	1600

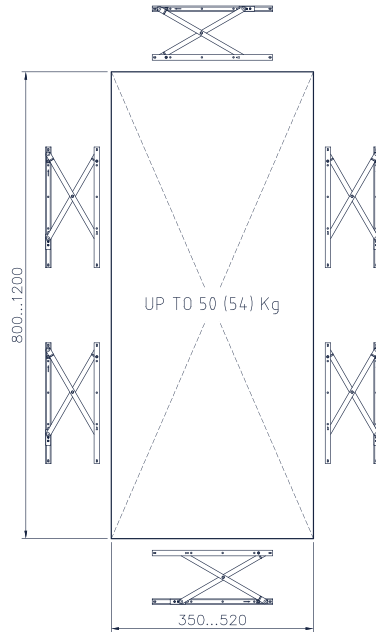
All dimensions above are in mm

Technical Application

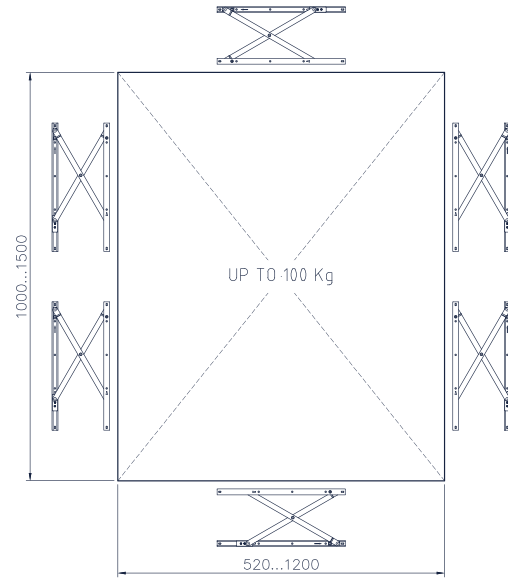


All dimensions above are in mm

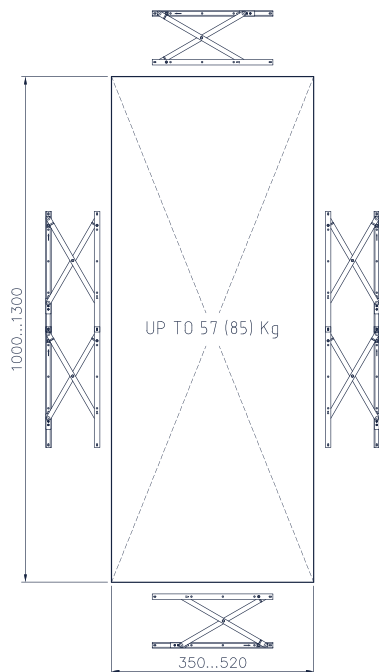
Technical Application



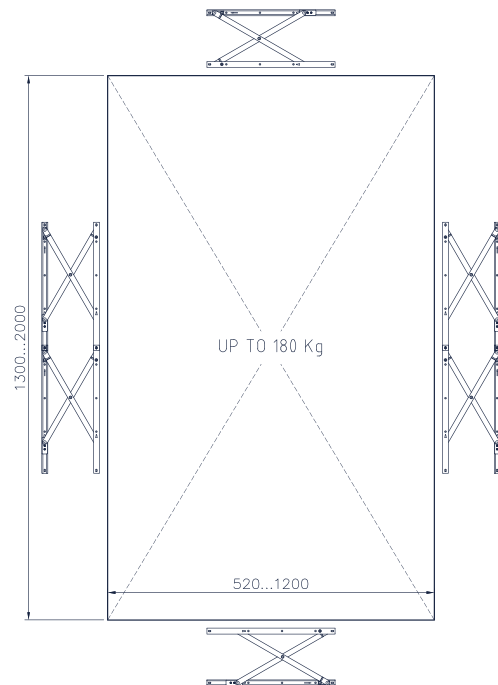
6x(KFS-PH-CP-12) UP TO 50 Kg
6x(KFS-PH-12) UP TO 54 Kg



6x(KFS-PH-18) UP TO 100 Kg



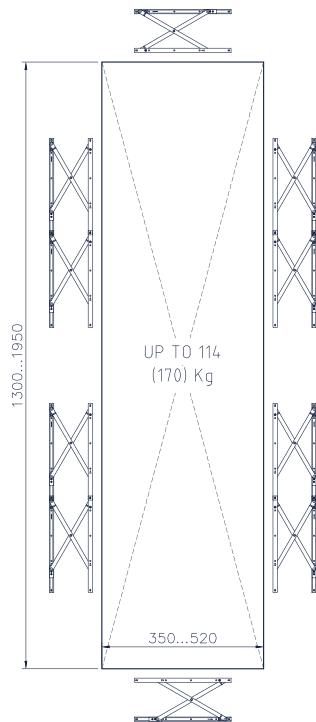
2x(KFS-PH-CP-12)+2x(KFS-PH-CP-24) UP TO 57 Kg
2x(KFS-PH-12)+2x(KFS-PH-24) UP TO 85 Kg



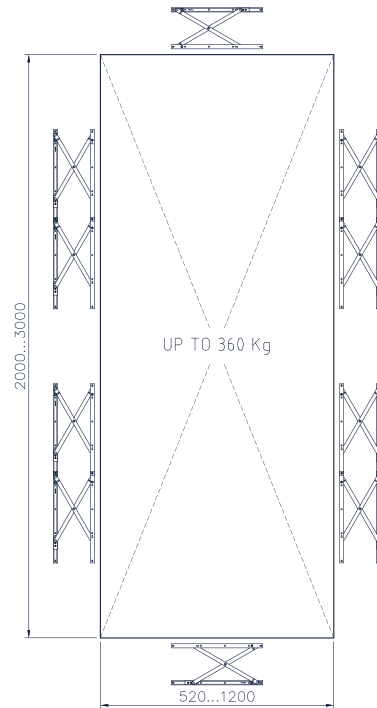
2x(KFS-PH-18)+2x(KFS-PH-36) UP TO 180 Kg

All dimensions above are in mm

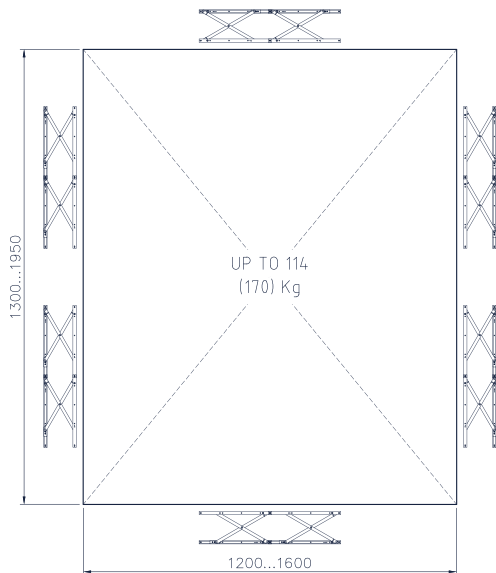
Technical Application



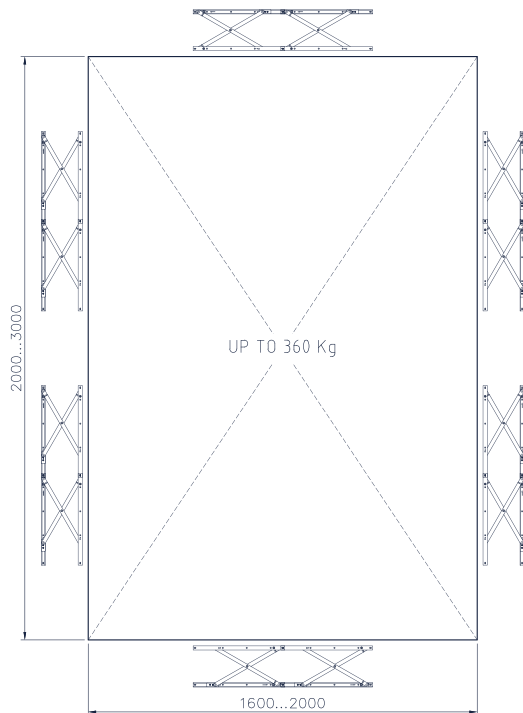
2x(KFS-PH-CP-12)+4x(KFS-PH-CP-24) UP TO 114 Kg
2x(KFS-PH-12)+4x(KFS-PH-24) UP TO 170 Kg



2x(KFS-PH-18)+4x(KFS-PH-36) UP TO 360 Kg



6x(KFS-PH-CP-24) UP TO 114 Kg
6x(KFS-PH-24) UP TO 170 Kg

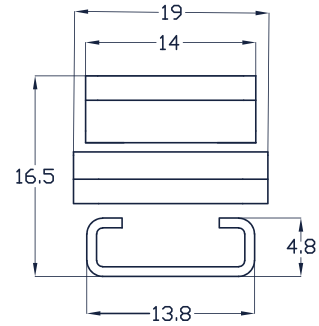


6x(KFS-PH-36) UP TO 360 Kg

All dimensions above are in mm

Restrictor Arm (Light Duty)

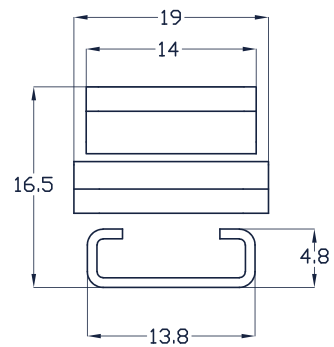
KFA-ELD | Standard
Eurogroove Slim Line Series



Size (In): 8, 10, 12, 16
Link Bar Thickness (mm): 2.0

Material Grade: SS 304

KFA-ELD-SR | Standard
Eurogroove Slim Line Series (with Knob Stopper)

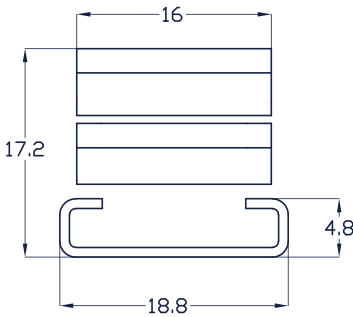


Size (In): 10, 12, 16
Link Bar Thickness (mm): 2.0

Material Grade: SS 304

All dimensions above are in mm

KFA-LD | Standard



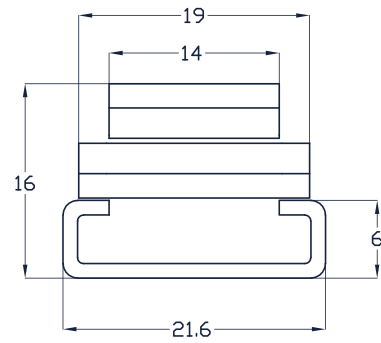
Size (In): 8, 10, 12, 16
Link Bar Thickness (mm): 2.0

Material Grade: SS 304

All dimensions above are in mm

Restrictor Arm (Heavy Duty)

KFA-HD | Standard



Size (In): 10, 12, 14, 16
Link Bar Thickness (mm): 2.5


Material Grade: SS 304

All dimensions above are in mm

Sliding Roller Assemblies

An extensive range of highly engineered roller assemblies with load capacities ranging from 20kgs to 400kgs.

Customized solutions with variable load capacity available.



Key Features

1. Standard and custom solutions available for shutter load ranging to 600 kgs
2. Universal roller designs enable to adapt and offer customized solutions with negligible development lead times
3. Specialized solutions for Slim / Minimal sliding systems
4. Conforms to International Endurance Test standards

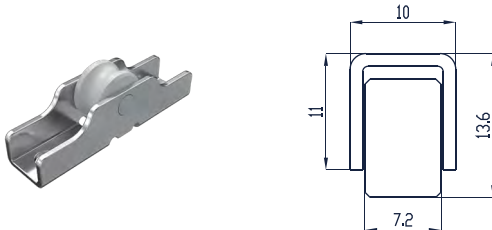
Flymesh Shutter Rollers

Material details:


Housing: Carbon Steel / SS 304

Wheel: POM

KRO-06-V1

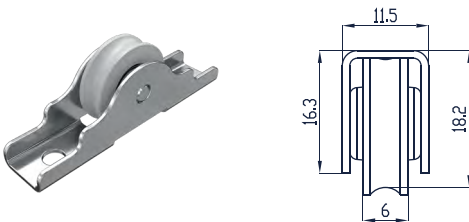


KRO-35



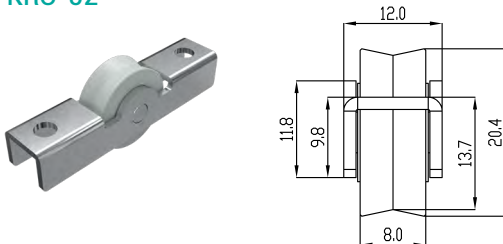
Max. Load Capacity :
20kg / 2 rollers

KRO-23



Max. Load Capacity :
40kg / 2 rollers

KRO-52



Max. Load Capacity :
40kg / 2 rollers

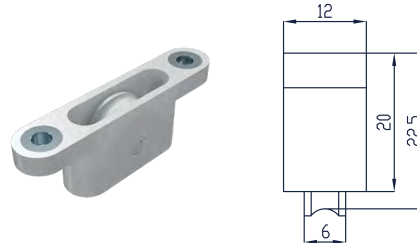
(Customized wheel shape option available)

Material details:

Housing: Polyamide

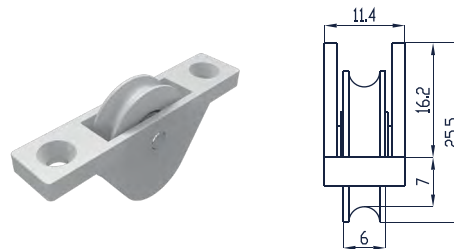
Wheel: POM

KRO-27



Max. Load Capacity :
20kg / 2 rollers

KRO-34



Max. Load Capacity :
20kg / 2 rollers

All dimensions above are in mm

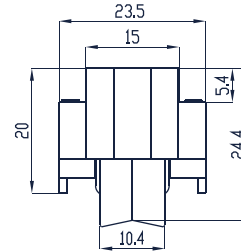
Polyamide Housing Rollers

Material details:

Housing: Polyamide

Wheel: POM

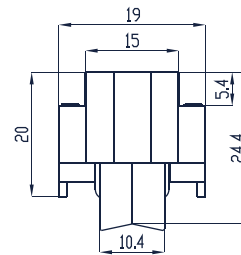
KRO-16-SW/DW



Max. Load Capacity :
60kg / 2 rollers

Max. Load Capacity :
120kg / 2 rollers

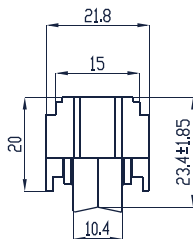
KRO-16-V1-SW



Max. Load Capacity :
60kg / 2 rollers

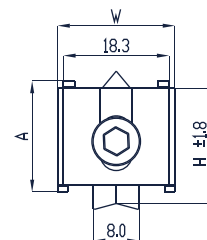
Max. Load Capacity :
120kg / 2 rollers

KRO-24



Max. Load Capacity :
160kg / 2 rollers

KRO-36-SW



Max. Load Capacity :
60kg / 2 rollers

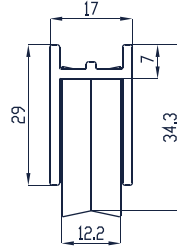

Product Code	A	W	H
KRO-36-SW-V1	23.1	22.7	21.7
KRO-36-SW-V2	18.0	22.7	22.6
KRO-36-SW-V3	19.2	20.3	19.9

('V' groove / 'U' groove wheel shape option available)

All dimensions above are in mm

Universal Design Rollers

KRO-15-SW/DW



Material details:

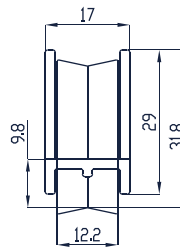
Housing: Aluminium

Wheel: POM

Max. Load Capacity :
100kg / 2 rollers

Max. Load Capacity :
200kg / 2 rollers

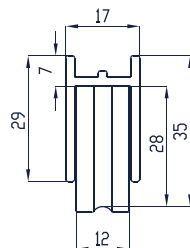
KRO-15-V1-SW/DW



Max. Load Capacity :
100kg / 2 rollers

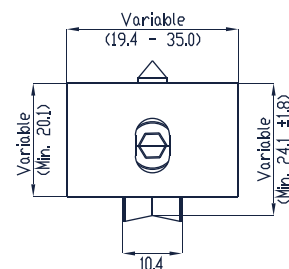
Max. Load Capacity :
200kg / 2 rollers

KRO-15-4W



Max. Load Capacity :
400kg / 2 rollers

KRO-25

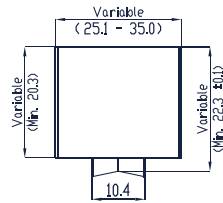


Max. Load Capacity :
160kg / 2 rollers

('V' groove / 'U' groove wheel shape option available)

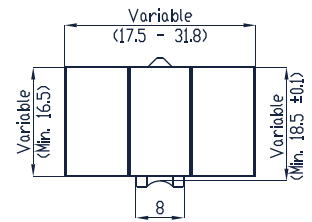
All dimensions above are in mm

KRO-26



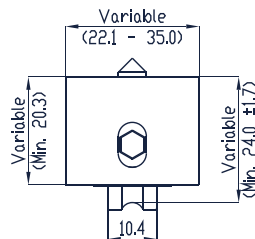
Max. Load Capacity :
80kg / 2 rollers

KRO-37



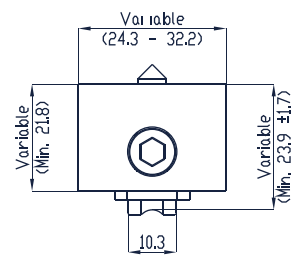

Max. Load Capacity :
Single Wheel : 80kg / 2 rollers
Double Wheel : 160kg / 2 rollers

KRO-38



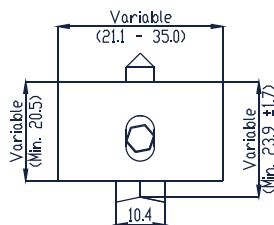
Max. Load Capacity :
200kg / 2 rollers

KRO-39



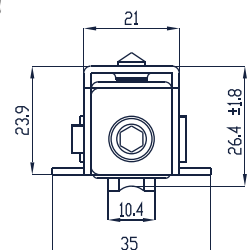
Max. Load Capacity :
300kg / 2 rollers

KRO-41



Max. Load Capacity :
100kg / 2 rollers

KRO-42



Max. Load Capacity :
400kg / 2 rollers

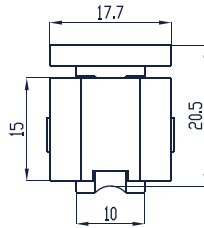
Material details:
Housing: SS 304
Wheel: POM

('V' groove / 'U' groove wheel shape option available)

All dimensions above are in mm

Slimline Minimal System Rollers

KRO-49



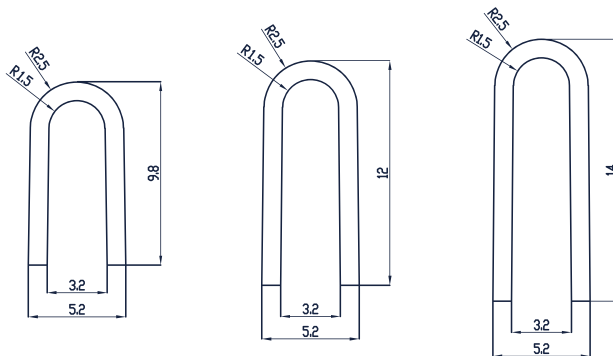
Max. Load Capacity :
Double Wheel : 400kg / 2 rollers

U-Rail

KRAIL-01 / 02 / 03



Material Grade: SS 304



All dimensions above are in mm


Sliding Rollers for uPVC Systems

Material details:

Housing: Carbon Steel / SS 304

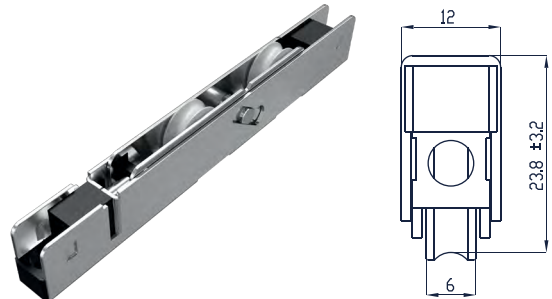
Wheel: POM

KRO-12-V1



Max. Load Capacity :
100kg / 2 rollers

KRO-12-SP



Max. Load Capacity :
100kg / 2 rollers

KRO-32

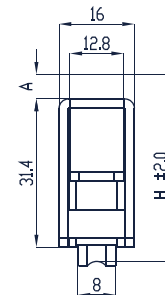


Max. Load Capacity :
200kg / 2 rollers

Material details:

Housing: SS 304

Wheel: POM



PRODUCT DETAILS

Product Code	Spacer Thickness (A)	Total Height (H)
KRO-32	-	34.5
KRO-32-SP1	6.6	40.1
KRO-32-SP2	10.0	44.5
KRO-32-SP3	20.0	54.5
KRO-32-SP4	14.0	48.5
KRO-32-SP5	2.0	36.5
KRO-32-SP6	16.0	50.5

(Custom designed spacer options available to suit various uPVC profile systems)

All dimensions above are in mm

Locking Solutions & Accessories

Our largest category covers every single part of locking systems - from handles to espagnolettes to accessories.



Range

1. Concealed flush locks
2. Espagnolettes
3. Gearboxes
4. Shootbolt mechanisms
5. Transmission mechanisms
6. Latch locks
7. Secondary shootbolt locks
8. Multipoint locking accessories
9. Cremone handles
10. Spindle handles

Concealed Locks

VYU-SL-01

Sliding Embedded Door Handle

Function

Sliding embedded door handle is flash-mounted, RH & LH convertible handle, with the possibility of manual locking of doors.

Used to maintain single point side locking of sliding doors. In combination with the link bar facility, multi-point locking can be set up. Sliding embedded door handle permits the overlapping of the sliding shutters.

Technical Features

- Offered in Automatic, Manual & Dummy models
- In-built gear mechanism enables in-place adjustment of the locking nib resulting in quick and easy installation of the lock
- Unique lock design enables easy conversion between Automatic and Manual mode
- Customized Anti-Mishandling unit offered in Manual lock model
- Key lock feature available in Manual lock model
- Wide variety of accessories enable the lock to be used for single point and multipoint locking applications
- Customized finishes offered

Product Details

Item Code	Descriptions
VYU-SL-01-A-FXX-YY	Concealed Flush Lock - Automatic
VYU-SL-01-M-FXX-YY	Concealed Flush Lock - Manual
VYU-SL-01-M-MD-FXX-YY	Concealed Flush Lock - Manual with Anti-Mishandling Device
VYU-SL-01-M-K-FXX-YY	Concealed Flush Lock - Manual with Keylock
VYU-SL-01-M-K-MD-FXX-YY	Concealed Flush Lock - Manual with Keylock & Anti-Mishandling Device
VYU-SL-01-D-FXX-YY	Concealed Flush Lock - Dummy

Automatic / Manual
(Universal)

Manual with
key lock

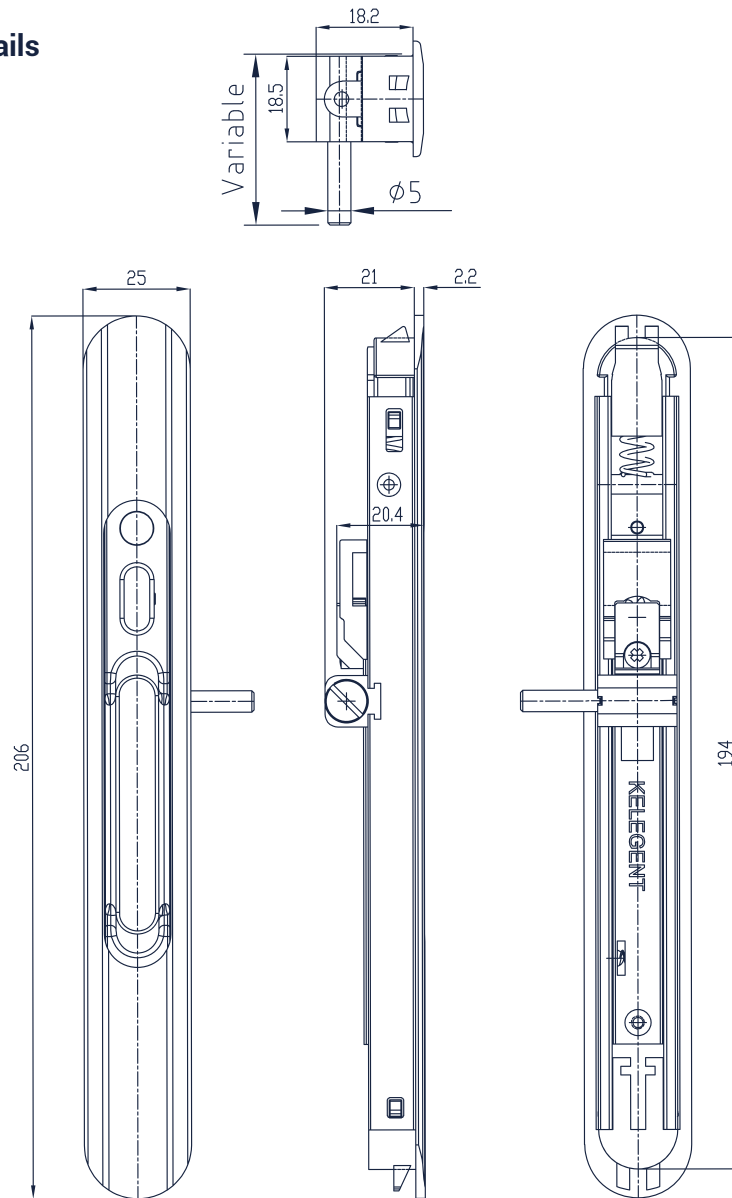
Dummy



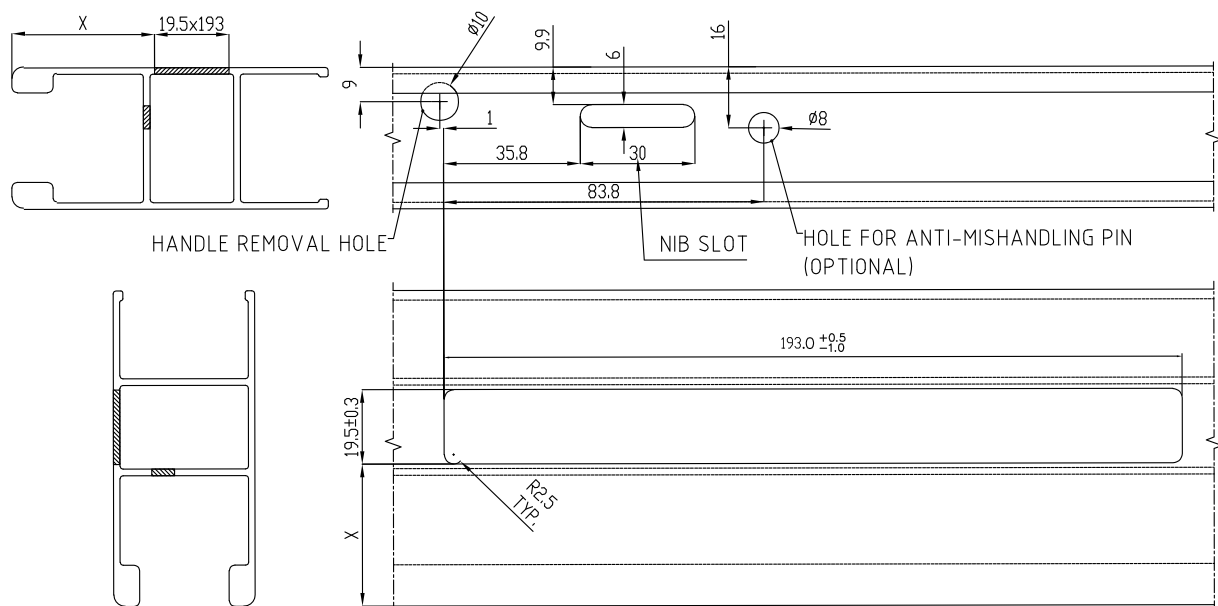
Legend

Code	Specification
FXX	01 - Power Coated Finish 02 - Anodized Finish
YY	Colour Code

Dimensional Details



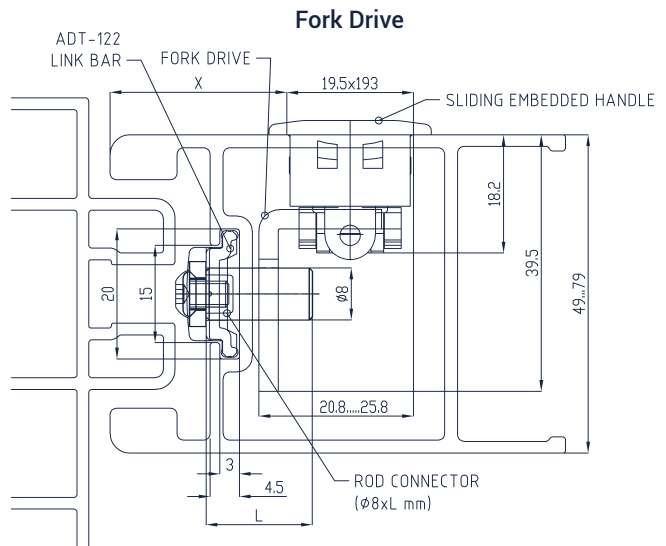
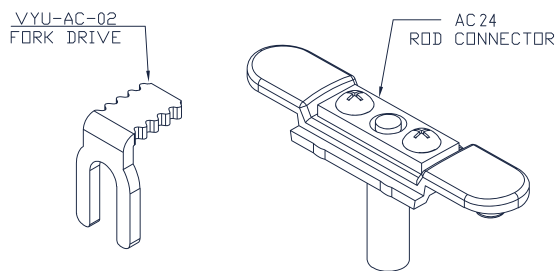
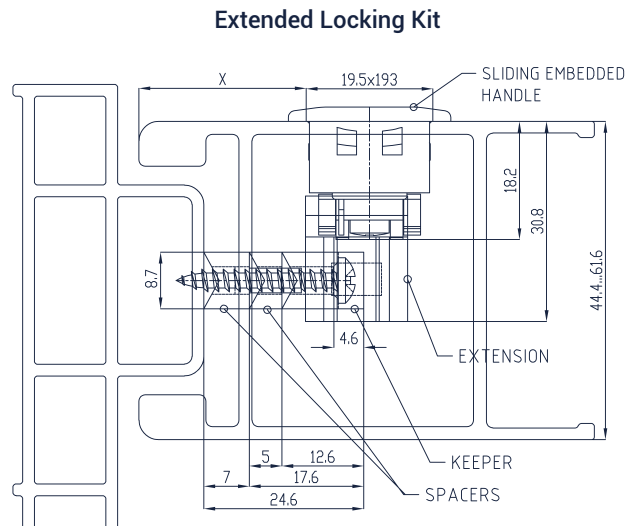
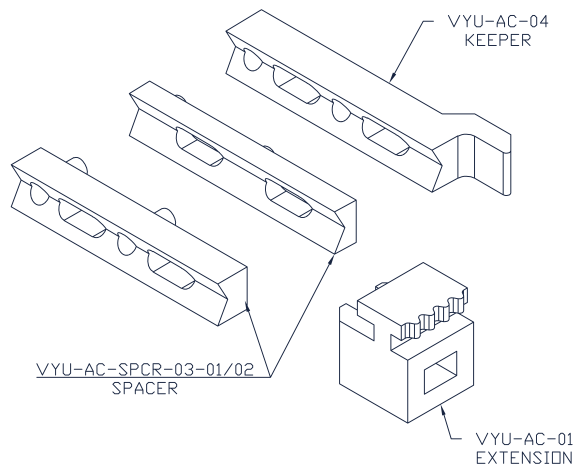
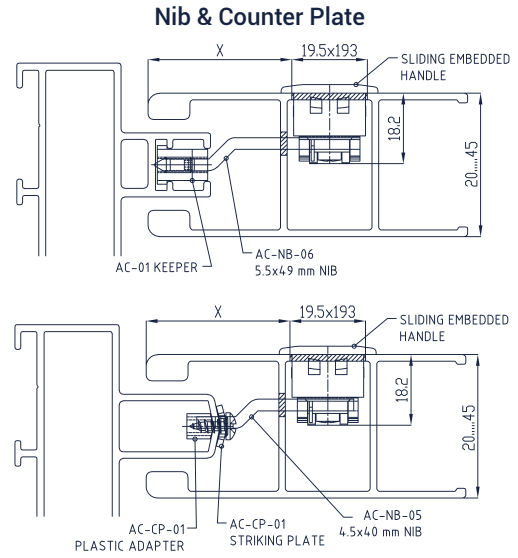
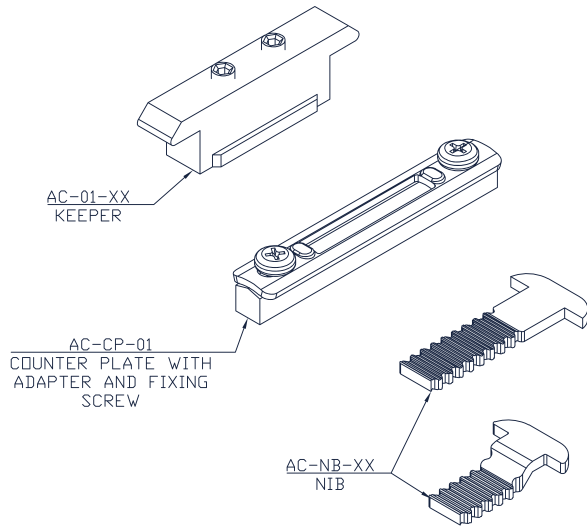
Machining Details



All dimensions above are in mm

© All images are copyright of Kelegant® C/O Shree Mahavir Metal Industries

Application Details



All dimensions above are in mm

Espagnolettes Sliding

Provides multi-point locking application for Aluminium, uPVC and wooden window and door systems.

- Lengths available from 280 to 2,400mm.
- Customization with locking pins offered as required.
- Available in Carbon Steel and Stainless Steel 304 grade options.

Sliding with Key Lock

KESPG-KL-BS15-LXXX

KESPG-SL-BS2.5

KESPG-SL-BS7.5

KESPG-SL-BS14

KESPG-SL-BS15



Casement

KESPG-CS-BS20



KESPG-CS-BS22



KESPG-CS-BS25



KESPG-CS-BS30



Casement

KESPG-CS-BS35



KESPG-CS-BS45



Casement with Key Lock

KESPG-KL-BS35-LXXX



KESPG-KL-BS45-LXXX



Serrated

Extensions

KESPG-BS45-CFSCR



KESPG-EXT-L155




KESPG-EXT-L300



KESPG-EXT-L330



KESPG-EXT-L400



KESPG-EXT-L600



CAMS

CAM#	Product	Dimensional Sketch	Material
A			ZAMAK
B			Carbon Steel / SS 304
C			Carbon Steel / SS 304
D			Carbon Steel / SS 304
E			Carbon Steel / SS 304
F			SS 304
G			ZAMAK
H			SS 304

All dimensions above are in mm

Keepers

KESPG-CS-KPR-01




KESPG-CS-KPR-02




KESPG-CS-KPR-03



KESPG-CS-KPR-04



KESPG-CS-KPR-05



KESPG-CS-KPR-06



KESPG-CS-KPR-07



KESPG-CS-KPR-08



KESPG-CS-KPR-08-TF




KESPG-CS-KPR-08-V1



KESPG-CS-KPR-10



KESPG-CS-KPR-11



KESPG-CS-KPR-12



KESPG-CS-KPR-13



KESPG-CS-KPR-14



KESPG-CS-KPR-14-V2



KMI-DCK-KPR-01



KMI-KPR-01




KMI-KPR-01-V1




Shutter Adapters

KESPG-MI-03



KESPG-MI-04



KESPG-MI-05



KESPG-MI-07



KESPG-MI-08



Frame Spacers

KESPG-MI-01



KESPG-MI-02



KESPG-MI-06



KESPG-MI-09



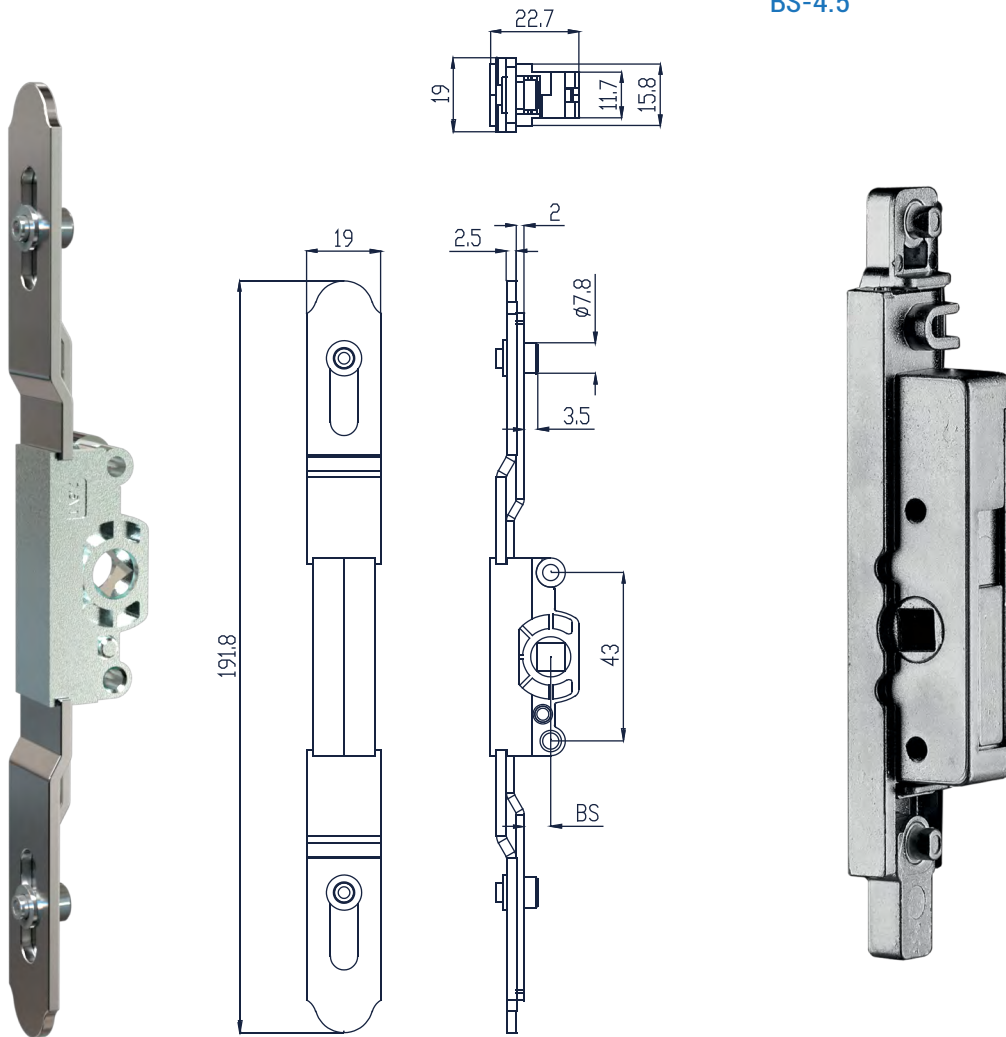
Locking Solutions

Gearboxes

Uni-directional / Bi-directional gear mechanism developed for locking control of sliding / casement aluminium frames with Euro groove, as alternative to cremone bolts. Used along with Euro groove link bars and lever handles with 7 mm square spindles.

KGRM-01/02/03/04/05
Uni-directional

ZD1014
Bi-directional
BS-4.5



PRODUCT DETAILS

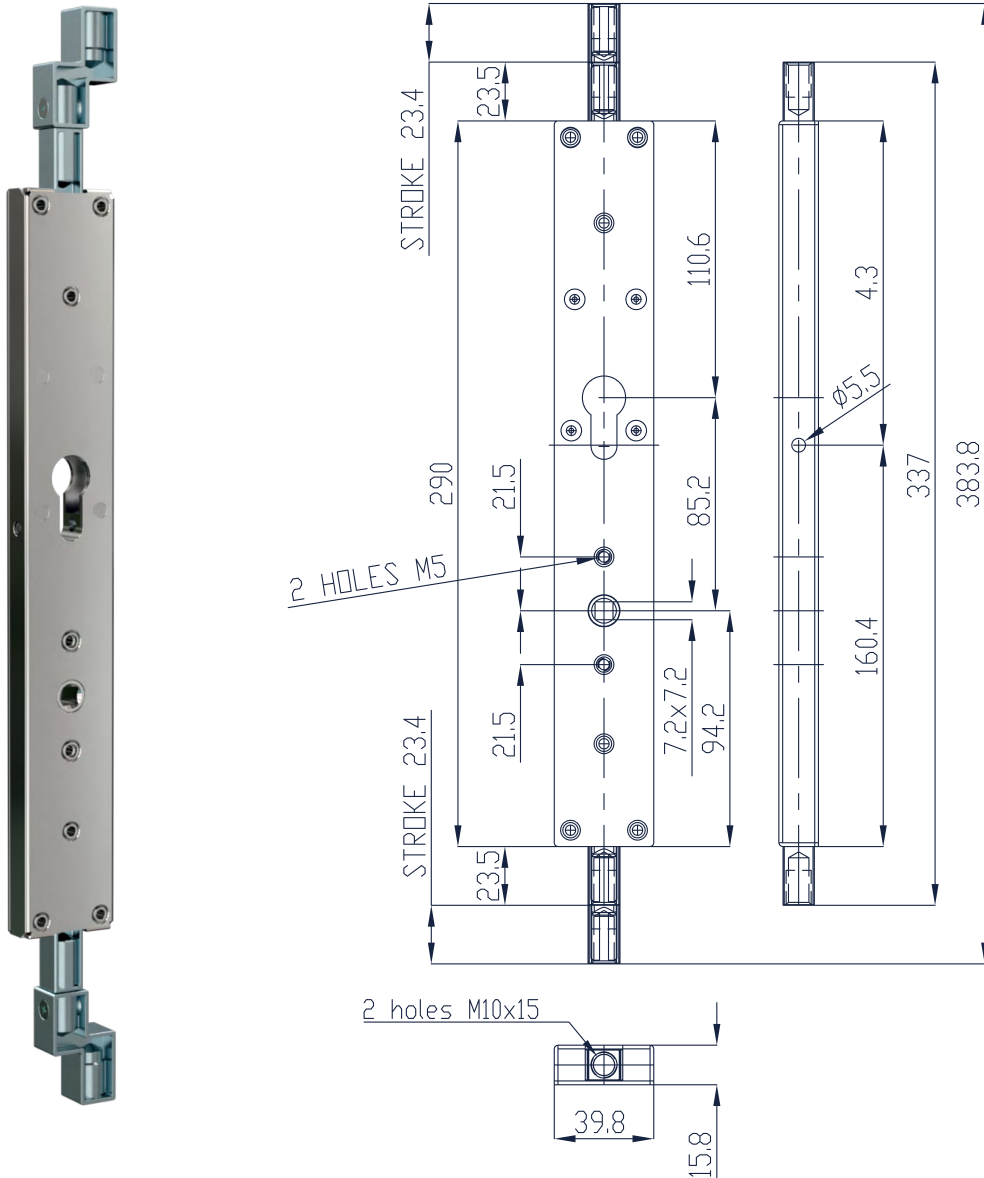
Product Code	BS
KGRM-01	7
KGRM-02	12
KGRM-03	14
KGRM-04	22.5
KGRM-05	15

All dimensions above are in mm

Shootbolt Mechanisms

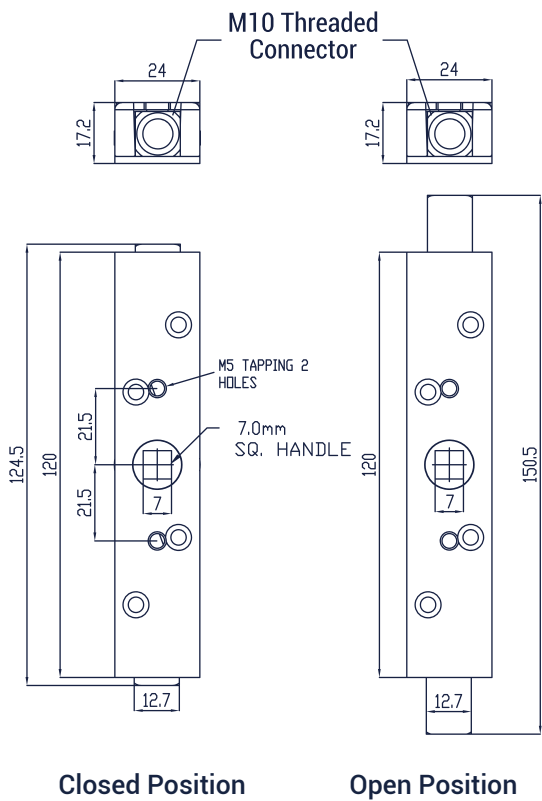
Bi-directional locking mechanism developed for hollow aluminium or steel profiles where other locking devices are not applicable. Provides two locking points for casement / sliding doors and windows openings by customized length Ø10 mm steel locking rods.

KLO-05

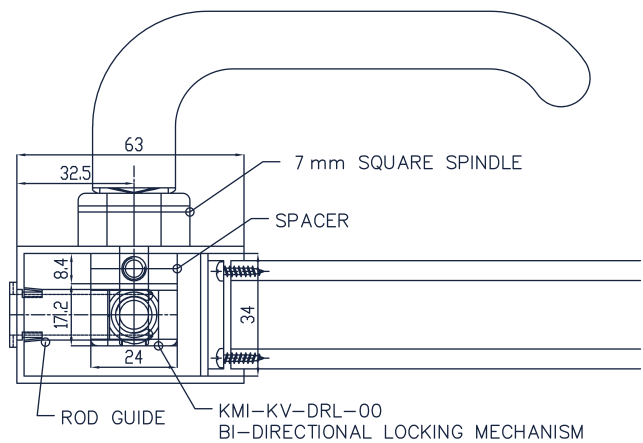


All dimensions above are in mm

KMI-KV-DRL-00



Applicable Groove Dimension



All dimensions above are in mm

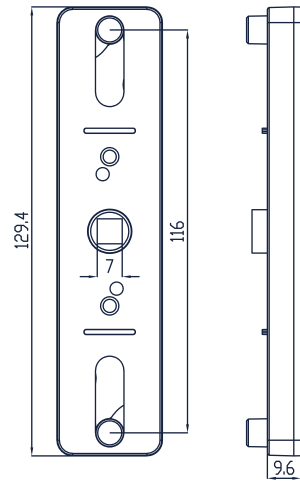
Curtain Wall Transmission

Window locking mechanism developed as alternative solution to cremone bolts for aluminium top hung windows with 15/20 mm groove on sash profile. Provides progressive movement of connection rods inside sash groove to control locking devices.

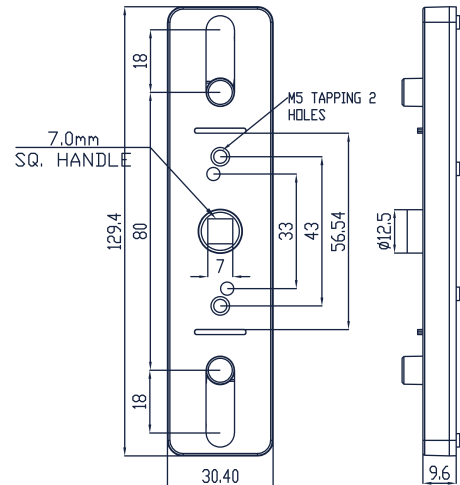
DLK-CW-02



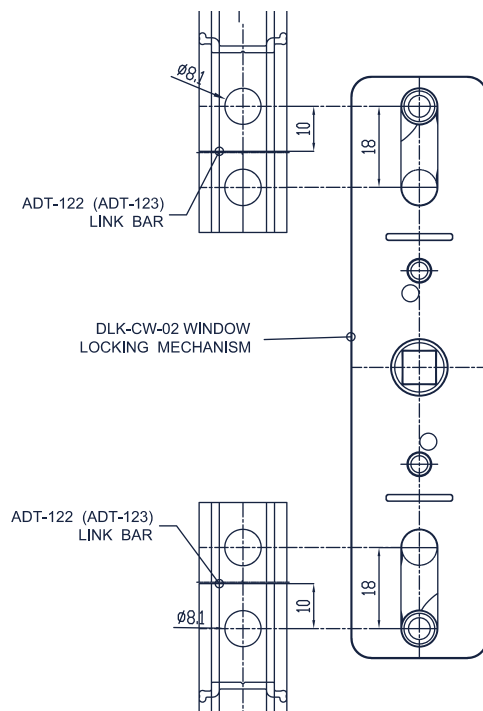
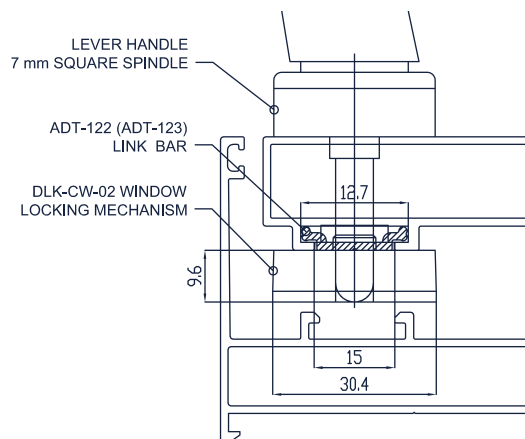
Open Position



Close Position



Applicable Groove Dimensions



All dimensions above are in mm

Corner Transmission

KCD-02

Corner transmission for perimeter locking
(For Type-1 Aluminium Eurogroove System)



KCD-03

Corner transmission for perimeter locking
(For Type-7 Aluminium Eurogroove System)



KCD-R01

(For uPVC System)



Locking Solutions
Latch Locks

KLO-01 (Allen Key Latch Lock)



KLO-02-A



KLO-02-B1



KLO-02-B2



KLO-02-C



KLO-02-D



KLO-02-E



Secondary Shootbolt Locks

KLO-03

(For 14/18 Shutter Groove)



KLO-04

(For 15/20 Shutter Groove)



Multipoint Locking Accessories

AC-01



AC-02



AC-03



AC-04



AC-05



AC-08



AC-09 (Connection Pin)


L = 11 / 16 / 23 / 30mm




AC-10




AC-11



AC-12



AC-12-V1



AC-13



AC-15-XX



AC-16



AC-16-V1



AC-24



Aluminium Extruded Connection Rods


ADT-122 (Connection Rod
for 15/20mm Groove)
Type -1



ADT-123 (Connection Rod
for 15/18mm Groove)
Type-7

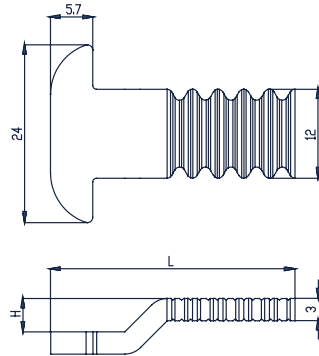


ADT-199 (Connection Rod
for 40mm Groove)




Nibs

AC-NB
(Stainless Steel Nib)



Sliding Locking Kit

AC-CP-01



Nib Details

Item Code	Description	L (mm)	H (mm)
AC-NB-01	29mm Straight Nib	29.5	0.0
AC-NB-02	49mm Straight Nib	49.0	0.0
AC-NB-03	33mm Bended Nib (Height: 4.5mm)	33.0	4.5
AC-NB-04	29mm Bended Nib (Height: 2mm)	29.0	2.0
AC-NB-05	40mm Bended Nib (Height: 4.5mm)	40.5	4.5
AC-NB-06	49mm Bended Nib (Height: 5.5mm)	49.0	5.5
AC-NB-07	31mm Bended Nib (Height: 3mm)	31.0	3.0
AC-NB-08	33mm Bended Nib (Height: 3mm)	33.0	3.0
AC-NB-09	33mm Straight Nib	33.0	0.0
AC-NB-10	29mm Bended Nib (Height: 1mm)	28.5	1.0
AC-NB-11	37mm Bended Nib (Height: 2mm)	37.5	2.0
AC-NB-12	33mm Bended Nib (Height: 2mm)	33.0	2.0
AC-NB-13	31mm Bended Nib (Height: 7.5mm)	31.0	7.5

All dimensions above are in mm

Cremone Handles

2601

(L x W x H = 172 x 27 x 59 mm)



2701

(L x W x H = 172 x 27 x 59 mm)



2850

(L x W x H = 172 x 34.5 x 60 mm)



2870

(L x W x H = 172 x 34.5 x 69 mm)



2890

(L x W x H = 180 x 34.5 x 60 mm)



2880

(L x W x H = 120.5 x 34.5 x 38 mm)



Lever for detachable Cremone

(L x W x H = 127 x 25 x 41 mm)

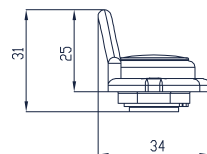
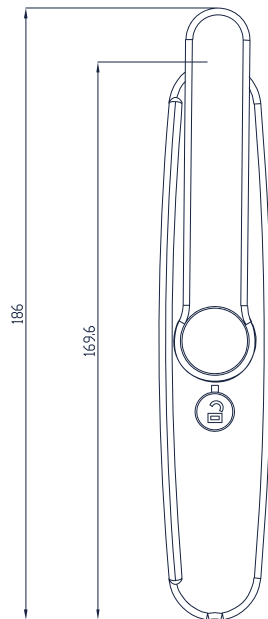


Spindle Handles for Sliding Door

(with 7mm square rod)

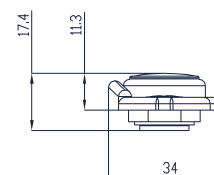
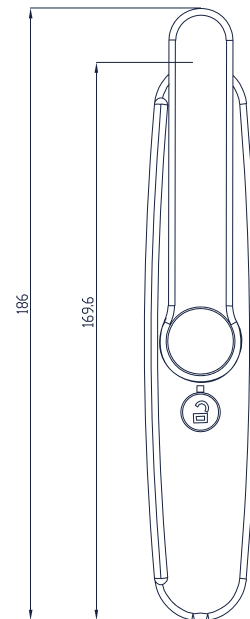
VYU-SL-02

(L x W x H = 169.6 x 34 x 25 mm)

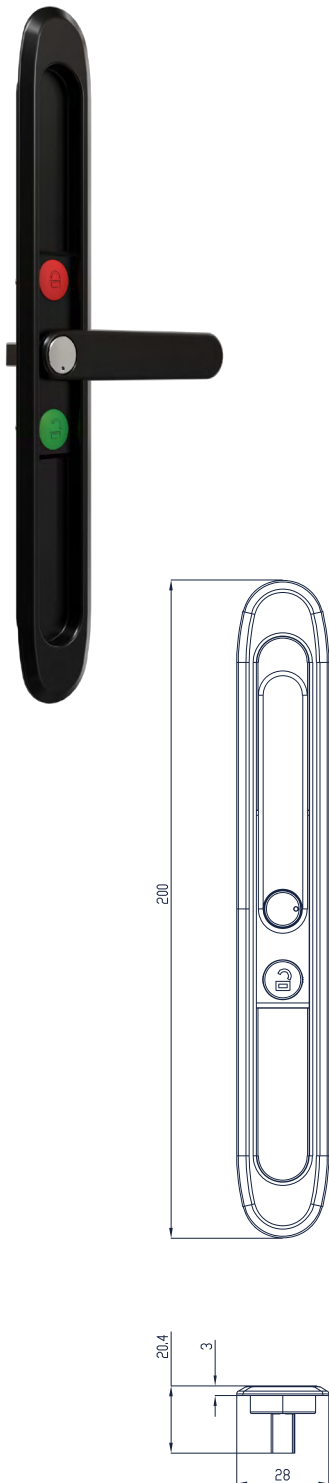


VYU-SL-03

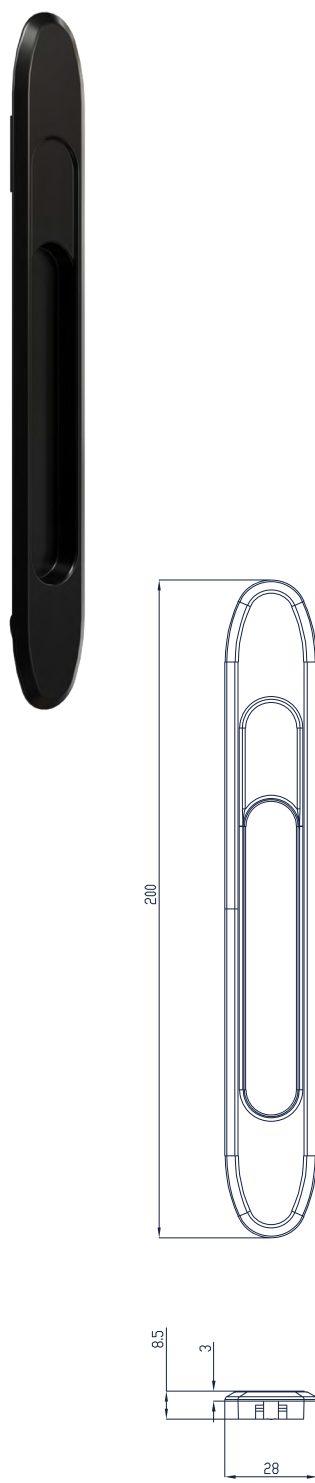
(L x W x H = 169.6 x 34 x 11.3 mm)



VYU-SL-04
(L x W x H = 200 x 28 x 3 mm)



VYU-SL-05
(L x W x H = 200 x 28 x 3 mm)



Spindle Handles (Standard)

(with 7mm square rod)

1521

(L x W x H = 154 x 30 x 49 mm)



1531

(L x W x H = 152 x 29.5 x 54 mm)



1534

(L x W x H = 160 x 29.5 x 55 mm)



ZED1000S

(L x W x H = 160 x 30.5 x 54 mm)



Casement Door Hardware

A complete system that covers every single hardware needed from locks to handles to accessories.



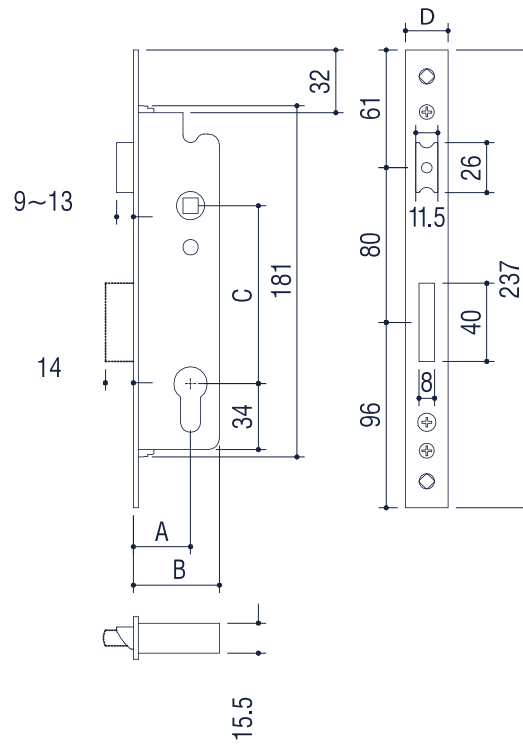
Range

1. Mortise locks
2. Key cylinders
3. Rosettes
4. Door handles
5. Bi-Directional shoot bolt mechanism
6. Heavy duty door butt hinges

Casement Door Hardware
Mortise Lock

7791

7792

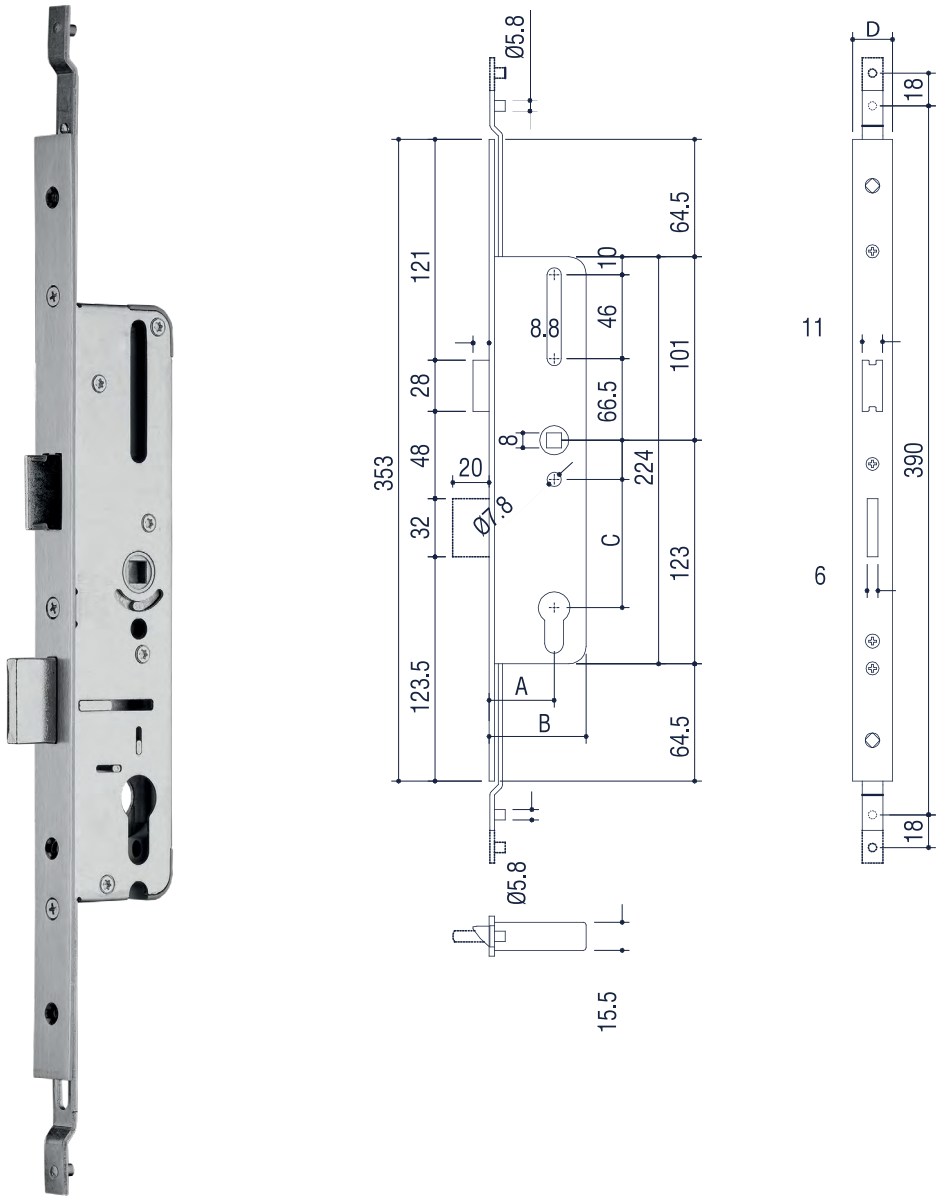


A	B	C	D
20 mm	33 mm	85 mm	22 / 24 mm
23 mm	36 mm	85 mm	22 / 24 mm
25 mm	38 mm	85 / 92 mm	22 / 24 mm
30 mm	43 mm	85 / 92 mm	22 / 24 mm
35 mm	48 mm	85 / 92 mm	22 / 24 mm

All dimensions above are in mm

Handle Action Lock

7777



Refs.	Front	Lock
7297	16 mm	92 mm
7298	22 mm	92 mm
7299	24 mm	92 mm
7776	16 mm	85 mm
7777	22 mm	85 mm
7778	24 mm	85 mm

A	B	C	D
35 mm	53 mm	85 / 92 mm	16 / 22 / 24 mm
45 mm	63 mm	85 / 92 mm	16 / 22 / 24 mm

All dimensions above are in mm

Door Handles

1511

Dimensions (L x W x H):
129 x 30 x 48 mm



1530

Dimensions (L x W x H):
127 x 29.5 x 54 mm



ZED1000S

Dimensions (L x W x H):
160 x 30.5 x 54 mm



All dimensions above are in mm

Casement Door Hardware
Miscellaneous

7000

Bi-directional shoot bolt
 for second door



**Key cylinder
 with key on both sides**

Sizes: 30 x 30, 30 x 40,
 30 x 50, 30 x 60



**Key cylinder
 with knob on one side**



7100



KYCL

Key cylinder cover caps



CLIO | ZD1373-0328



Tilt & Turn systems

An innovative concealed hinges tilt &
turn system that can be assembled
quickly.


Concealed Hinges Tilt & Turn System



- Sash Weight upto 120 kgs
- Sash Sizes:
[Width: 525mm (min.) to 1300mm (max.)]
[Height: 605mm (min.) to 2800mm (max.)]
- 3D Adjustment Feature
- Fast & Easy to install

Butt Hinges

A muscular range of hardware
with load capacity ranging from
75kgs to 160kgs.



Range

1. 40mm Casement Series
2. Type-1 Eurogroove Casement Series
3. Type-7 Eurogroove Casement Series
4. External fitting for heavy duty casement doors

Butt Hinges

KHNG-03

Application: 40mm casement series

Load Capacity: 75 kgs / 2 hinges

(3 leaf option available)



KHNG-05

Application: Type-1 Eurogroove casement series

Load Capacity: 75 kgs / 2 hinges

(3 leaf option available)



KHNG-06

Application: 40mm casement series

Load Capacity: 75 kgs / 2 hinges



KHNG-07

Application: Type-7 Eurogroove casement series

Load Capacity: 75 kgs / 2 hinges

(3 leaf option available)



(Note: Load capacity is subject to shutter size)

Butt Hinges

KHNG-09

Load Capacity: 110kgs / 2 hinges



7100/S

Application: Type-1 Eurogroove casement series

Load Capacity:

2 Leaf: 120 kgs / 2 hinges

3 Leaf: 160 kgs / 2 hinges



CLIO / ZD1373

Application: External fitting for heavy duty casement doors

Load Capacity: 120 kgs / 2 hinges



(Note: Load capacity is subject to shutter size)

Corner Cleats & Mullion Connectors

A wide variety of aluminium die-casted and extruded corner cleats and mullion connectors/ T-joints for standard applications – with customization flexibility for both.



Range

1. Corner Cleats
2. Corner Cleat Adapter
3. Shutter Alignment Corners
4. Transom Mullion Connectors

Corner Cleats

KCJ-01/03



Item Code	Size (HxW)
KCJ-1	17 x 25
KCJ-3	14.5 x 28.5

KCJ-04 / 08 / 09 / 13



Item Code	Size (HxW)
KCJ-4	10.5 x 24
KCJ-8	10.5 x 19
KCJ-9	10.5 x 21.5
KCJ-13	10.5 x 28.5

KCJ-06
(External corner joint for thermal break sliding shutter profiles)



KCJ-11
(13.5mm x 35.5mm)



KCJ-02



Item Code	Size (HxW)
KCJ-02	34.5 X 28.3
KCJ-02-V1	21.5 X 28.3
KCJ-02-V2	31.5 X 28.3
KCJ-02-V3	30.5 X 28.3
KCJ-02-V4	33.0 X 28.3
KCJ-02-V5	25.5 X 28.3

KCJ-14




Item Code	Size (HxW)
KCJ-14	27.2 x 26.4
KCJ-14-V1	25.5 x 26.4
KCJ-14-V2	21.5 x 26.4

KCJ-12
(27.3mm x 35.5mm)


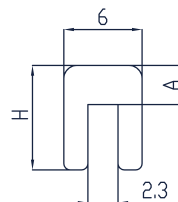


KCJ-05



Item Code	Size (HxW)
KCJ-05	35.5 X 8.3

Corner Cleat Adapter
KCJ-MI-01 / 02



Item Code	A	H
KCJ-MI-01	3.0	8.0
KCJ-MI-02	6.0	11.0

NOTE: Dimension format: Height x Width. All dimensions are in mm
Customized sizes also made as per requirement

**KCJ-EXT
(9.5mm)**



Item Code	Size (HxW)
KCJ-EXT-01	9.5 x 41
KCJ-EXT-10	9.5 x 19
KCJ-EXT-11	9.5 x 21.5
KCJ-EXT-12	9.5 x 24
KCJ-EXT-15	9.5 x 35.5
KCJ-EXT-22	9.5 x 17.5

**KCJ-EXT
(10.0mm)**



Item Code	Size (HxW)
KCJ-EXT-18	10.0 x 21.5
KCJ-EXT-19	10.0 x 24.0
KCJ-EXT-21	10.0 x 41.0
KCJ-EXT-25	10.0 x 26.5
KCJ-EXT-28	10.0 x 36.0
KCJ-EXT-29	10.0 x 29.8
KCJ-EXT-33	10.0 x 23.5
KCJ-EXT-34	10.0 x 33.5

**KCJ-EXT
(10.5mm)**



Item Code	Size (HxW)
KCJ-EXT-02	10.5 x 21.5
KCJ-EXT-03	10.5 x 24.0
KCJ-EXT-04	10.5 x 41.0
KCJ-EXT-06	10.5 x 19.0
KCJ-EXT-09	10.5 x 35.5
KCJ-EXT-23	10.5 x 17.0
KCJ-EXT-30	10.5 x 30.0


NOTE: Dimension format: Height x Width

All dimensions above are in mm

Customized sizes also made as per requirement


Corner Cleats & Mullion Joints >> Corner Cleats

KCJ-EXT (13.2mm)



Item Code	Size (HxW)
KCJ-EXT-20	13.2 x 27.0
KCJ-EXT-24	13.2 x 24.0

KCJ-EXT (Spacer)
(H : 27.5 mm)




KCJ-EXT (14.2mm)



Item Code	Size (HxW)
KCJ-EXT-05	14.2 x 28.0
KCJ-EXT-07	14.2 x 21.5
KCJ-EXT-08	14.2 x 36.0
KCJ-EXT-13	14.2 x 41.5
KCJ-EXT-14	14.2 x 47.5
KCJ-EXT-16	14.2 x 26.0
KCJ-EXT-17	14.2 x 29.5
KCJ-EXT-26	14.2 x 45.0
KCJ-EXT-27	14.2 x 40.5
KCJ-EXT-35	14.2 x 33.5
KCJ-EXT-36	14.2 x 46.0
KCJ-EXT-37	14.2 x 52.5

KCJ-EXT (10.0mm)
(for Door Frames)



Item Code	Size (HxW)
KCJ-EXT-21-SP1	37.5 x 41.0
KCJ-EXT-28-SP1	37.5 x 36.0

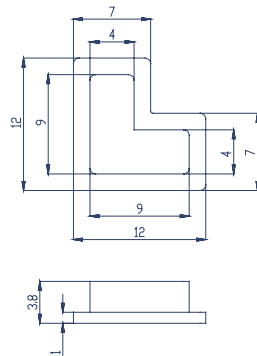

NOTE: Dimension format: Height x Width

All dimensions above are in mm

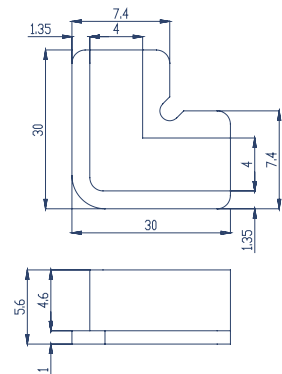

Customized sizes also made as per requirement

Shutter Alignment Corners

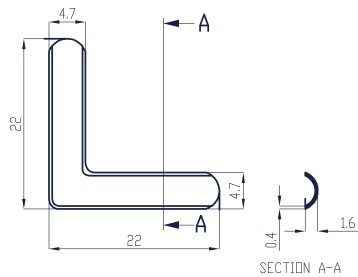
AC-06
Aligning Square



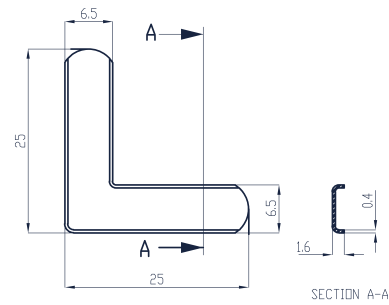
AC-06-V1
Aligning Square



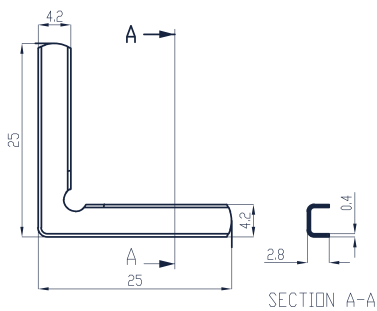
00365



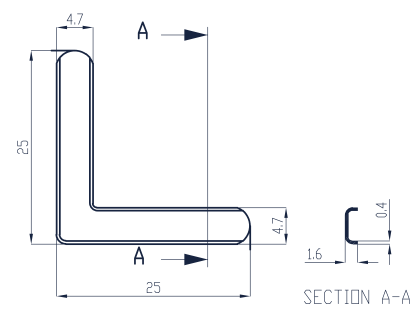
2650



KMI-MW-01

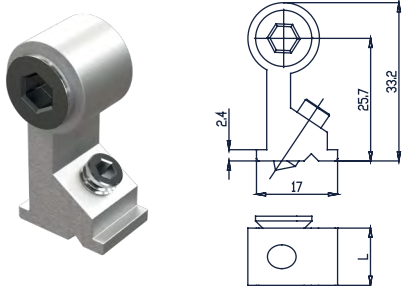
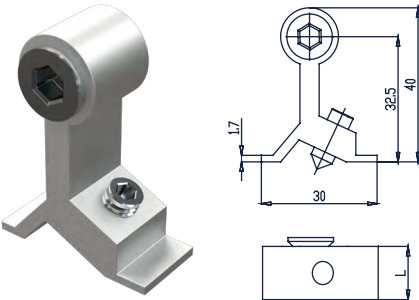


F023C



All dimensions above are in mm


Transom Mullion Connectors

KCN #	Drawing	Material Specification	Item Code	L(mm)
KCN-6		<p>Extruded aluminium body, Galvanized steel screw and grub screw.</p> <p>M8 x 12 CSK Lock Screw M6 x 16 Allen Grub Screw</p>	KCN-06	12.0
			KCN-06-V1	10.5
			KCN-06-V2	9.5
			KCN-06-V3	33.5
			KCN-06-V4	13.5
			KCN-06-V5	15.0
			KCN-06-V6	25.0
KCN-13		<p>Extruded aluminium body, Galvanized steel screw and grub screw.</p> <p>M8 x 12 CSK Lock Screw M6 x 16 Allen Grub Screw</p>	KCN-13	13.8
			KCN-13-V1	30.1


All dimensions above are in mm

Transom Mullion Connectors


KCN-02




KCN-04



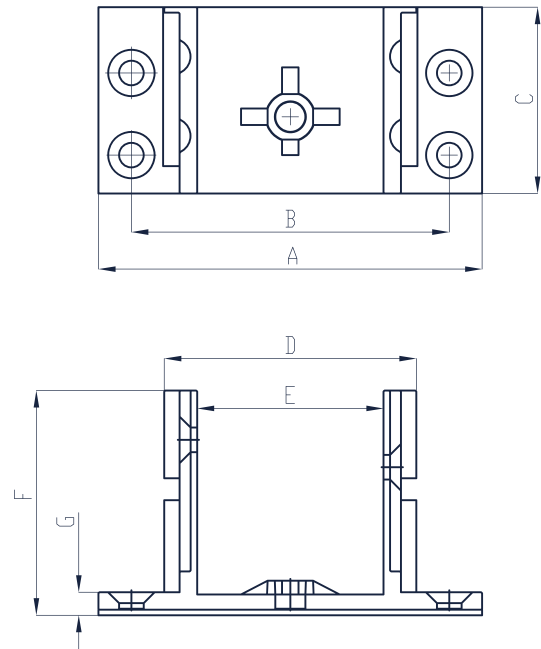

KCN-05



KCN-07



KCN-14



Product Details

Item Code	A	B	C	D	E	F	G
KCN-02	70.0	58.0	34.0	46.0	34.0	41.0	4.2
KCN-04	70.0	59.0	31.5	54.5	40.5	40.0	3.5
KCN-05	55.0	43.0	34.0	31.0	19.0	40.0	3.0
KCN-07	72.0	60.0	36.5	59.0	37.0	38.0	3.0
KCN-14	56.0	44.0	22.0	32.0	19.8	41.0	4.0

All dimensions above are in mm

Miscellaneous Accessories

This category includes everything from caps to shock absorbers to glass packing shims.




Range

1. Interlock caps
2. Shock absorbers
3. Anti-dust plugs
4. Glass packing shims

Interlock Caps

AC-IC-01



AC-IC-02



AC-IC-03




AC-IC-04



AC-IC-05



AC-IC-06




AC-IC-07-01(Setting Block)




AC-IC-08



AC-IC-09

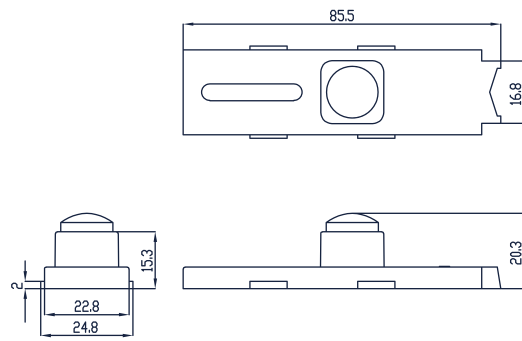


AC-IC-10

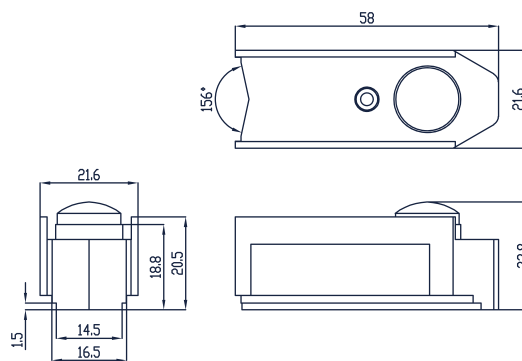


Shock Absorbers & Anti-lift Devices

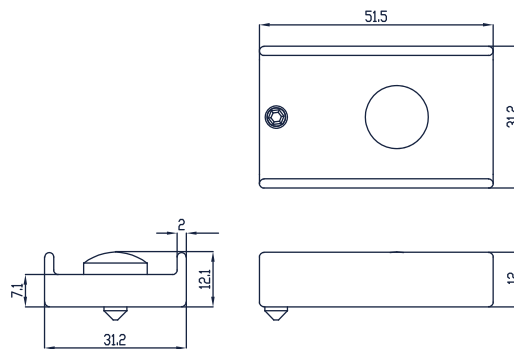
AC-SA-01



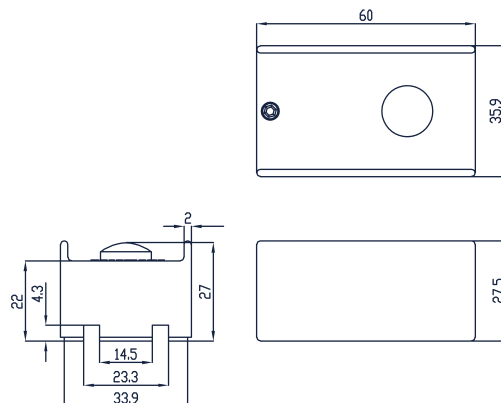
AC-SA-03



AC-SA-04

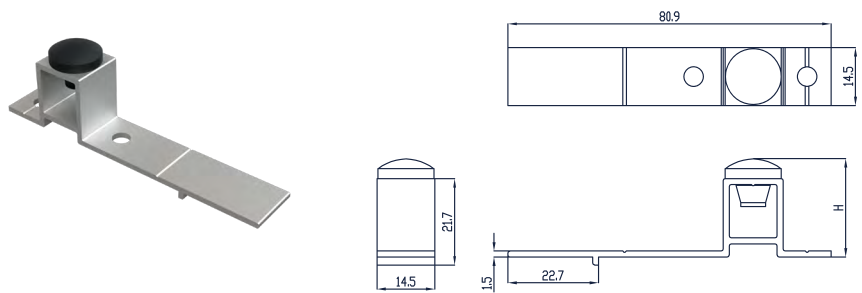


AC-SA-05



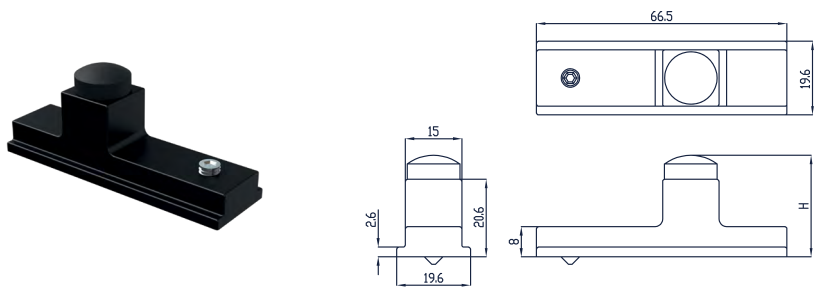
All dimensions above are in mm

AC-SA-02 / 06 / 11



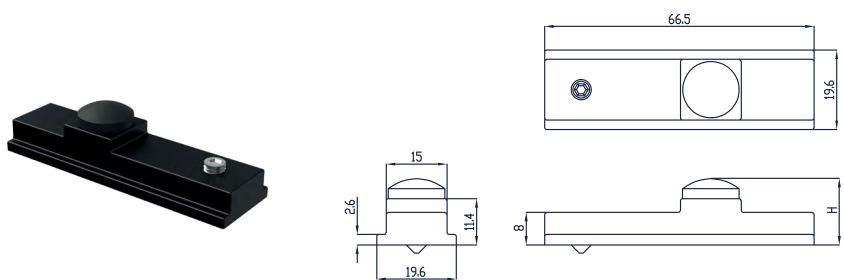
Item Code	H (mm)
AC-SA-02	24.7
AC-SA-06	26.0
AC-SA-11	33.7

AC-SA-07 / 08 / 09 / 10 / 15



Item Code	H (mm)
AC-SA-07	27.0
AC-SA-08	34.7
AC-SA-09	25.6
AC-SA-10	23.1
AC-SA-15	30.2

AC-SA-12 / 13 / 14



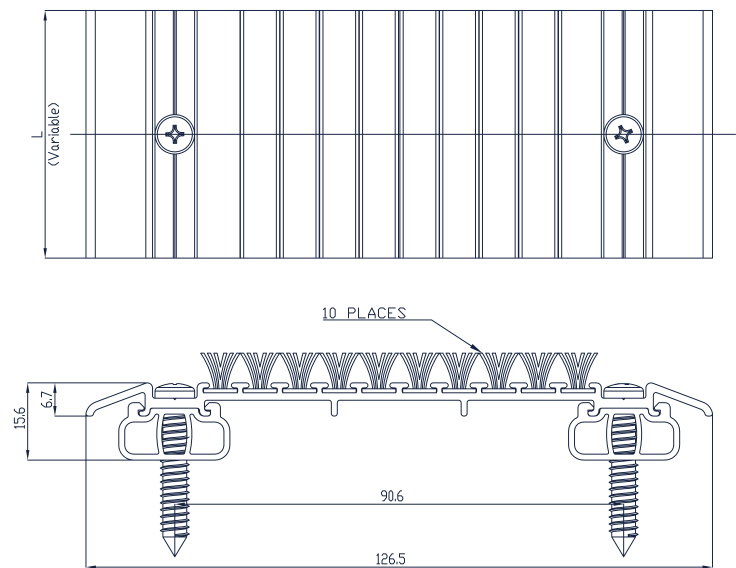
Item Code	H (mm)
AC-SA-12	16.4
AC-SA-13	17.8
AC-SA-14	13.9

All dimensions above are in mm

Misc. Accessories

Anti-Dust Plugs

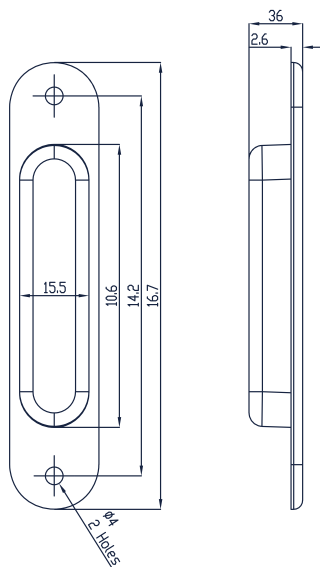
AC-AD-03



(NOTE: Lengths offered as per requirement)

Flymesh Screen Handle

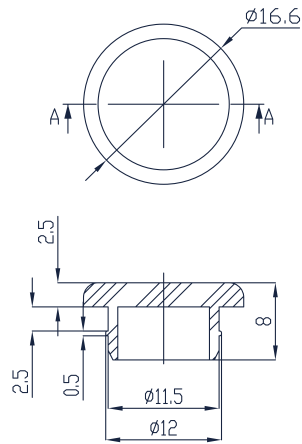
KMI-HDL-01



All dimensions above are in mm

Screw Hole Cap

AC-07



Glass Packing Shims



Size (L x W) in mm	Thickness Range
100 x 20	2 - 6 mm
100 x 26	2 - 6 mm
100 x 30	2 - 6 mm

Looking for a Custom Solution?

If you have a unique system hardware requirement, we can build it for you.

Over the last 21 years, we have customized over 1,000+ hardware products across the globe and have both the confidence and capability to do the same for you.

We have an in-house team that manages every aspect of the process from CAD/CAM to 3D printing to CNC machining and automated testing.

We can help you bring your unique requirement to life.



1,000+ customized hardware solutions till date

CAD/CAM Proficiency

3D Printing Capability

CNC Machining System

Automated Testing Processes



Product Development Expertise


Sheet Metal Stamping



Injection Moulding - Plastic & Die-cast



Aluminium Extruded Products




Machined Components



Assembly Products







CONTACT US

Phone: +91 82376 33555

Email: solutions@kelegent.com

Website: Kelegent.com

Shree Mahavir Metal Industries

Hissa No. 1, Survey No. 24, Behind Nanded City Technical Office,
Nanded City, Sinhagad Road, Pune - 411041, India.